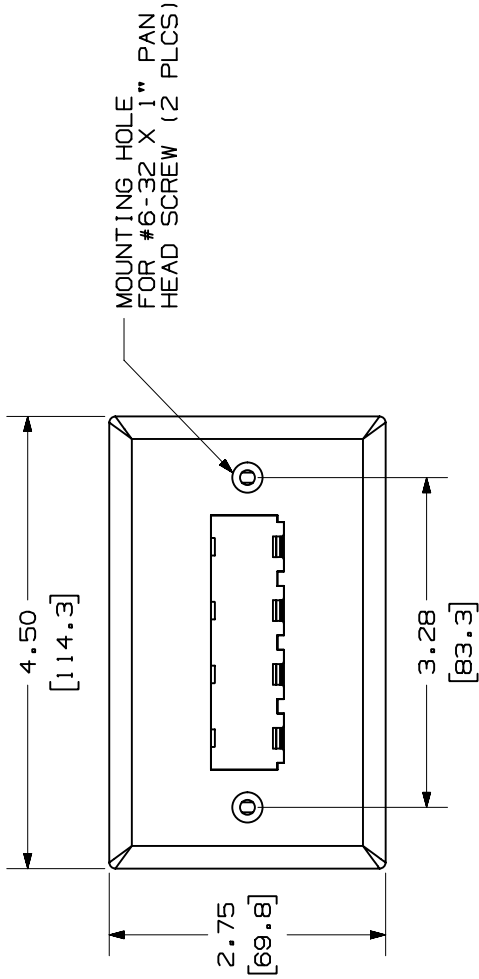
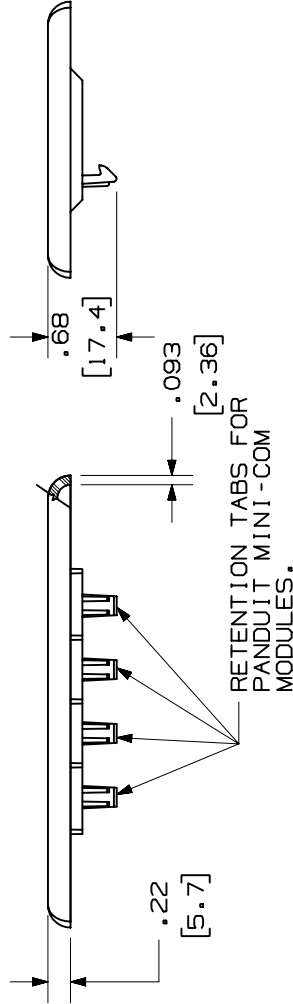
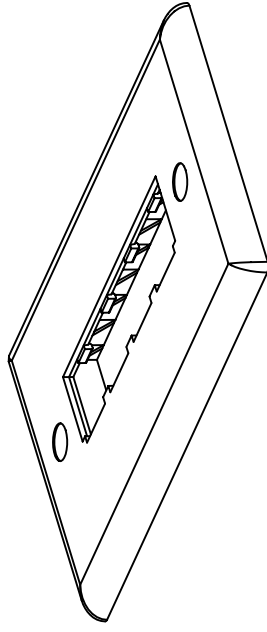


THIS COPY IS PROVIDED ON A RESTRICTED BASIS AND IS NOT TO BE USED IN ANY WAY DETRIMENTAL TO THE INTERESTS OF PANDUIT CORP.



| PANDUIT PART NO. | WEIGHT |
|------------------|---------------------------------|
| CFPH4** | .47 LB/10 PCS (214 G/10 PCS) |

- NOTES:
- ** 1. SEE CURRENT CATALOG FOR ADDITIONAL PART NUMBER SUFFIXES TO INDICATE COLOR AND OR PACKAGE QUANTITY.
 2. TWO #6-32 X 1" LONG, SLOTTED PAN HEAD SCREWS WITH NON-THREADED LEAD POINT PROVIDED FOR FASTENING FACEPLATES.
 3. DIMENSIONS IN PARENTHESES ARE IN METRIC.



GD FILENAME/LAYERS

D35544CS_DC_CFP4_00C.PRT

PANDUIT

PANDUIT CORP. TINLEY PARK, ILLINOIS

CLASSIC SERIES 4 POSITION
HORIZONTAL FACEPLATE (CFPH4**)
CUSTOMER DRAWING

UNLESS OTHERWISE SPECIFIED,
DIMENSIONAL TOLERANCES ARE:
(.X) ± (.XXX) (0.10(.3)
(.XX) ± .03(.8) ANGLES ±

UNLESS OTHERWISE SPECIFIED,
ALL DIMENSIONS ARE GIVEN
IN INCHES, THIRD ANGLE PROJECTION.

DRAWN BY: RCA
DATE: 4-3-97
CHK'D: HIW

MAT'L: ABS

SCALE: NONE

DRAWING NO. 35544-41

DWG A
SIZE

| REV | DATE | BY | CHK | DESCRIPTION | EON | R | CUST | SUP |
|-----|---------|-----|-----|---|----------|---|------|-----|
| 2 | 7-13-99 | JSP | | B. WAS "DESIGNER SERIES". | 35544-41 | | | |
| 1 | 9-11-97 | RCA | CEF | A. REV'D TITLE WAS MINI-COM 4 POSITION STANDARD HORIZONTAL FACEPLATE. | 35544-41 | | CEF | |
| R | 4-3-97 | RCA | HIW | RELEASED TO PRODUCTION | 35544-41 | | HIW | |